



Ministry of Infrastructure
and Water Management

Road Traffic Signs and Regulations in the Netherlands



Summary of Contents

Note

This document has been translated from the original Dutch version; Reglement verkeersregels en verkeerstekens 1990 (RVV 1990). This can be viewed at www.wetten.overheid.nl Please note that this translation is provided for convenience only. In the event of any discrepancies or inconsistencies between the English translation and the Dutch version, the Dutch version shall prevail and be considered the authoritative and legally binding version. The online Dutch version takes precedence over the English translation in all matters of interpretation and application. For legal or official purposes, reference should be made to the original Dutch version.

1	Overview of Traffic signs	6
	A. Speed restrictions	7
	B. Priority	7
	C. Road closed warnings	7
	D. Signs giving positive instructions	9
	E. Parking and stopping	9
	F. Other signs giving orders	10
	G. Traffic Regulations	10
	H. Built-up area	11
	J. Warning signs	11
	K. Direction signs	13
	L. Information	14
2	Definitions	16
3	Traffic Conduct	20
	3.1 Rules of Conduct	21
4	Traffic Regulations	22
	4.1 Road positioning	23
	4.2 Overtaking	24
	4.3 Queues	25
	4.4 Approaching road junctions	25
	4.5 Giving priority	25
	4.5a Level crossings	25
	4.6 Cutting across military columns and motorised funeral processions	25
	4.7 Turning	25
	4.8 Speed Limits	26
	4.9 Waiting	29
	4.10 Parking	29
	4.11 Parking bicycles and mopeds	30
	4.12 Signals and identification marks	30
	4.13 Using lights while driving	31
	4.14 Using lights while stationary	33
	4.15 Special lights	33
	4.16 Motorways and main highways	34
	4.17 Roads across recreation areas	35
	4.18 Roundabouts	35
	4.19 Pedestrians	35
	4.20 Emergency vehicles	36



4.21 Stray livestock	36
4.22 Boarding and alighting passengers	36
4.23 Towing	36
4.24 Special manoeuvres	36
4.25 Unnecessary noise	37
4.26 Warning triangles	37
4.26a Seats	37
4.27 Seat belts and child safety systems	38
4.28 Safety Helmets	39
4.30 Use of mobile telecommunications equipment	40
4.31 Conveyance of persons in or on trailers and in loading space	40

5	Traffic signs	42
5.1	General provisions	43
5.3	Traffic lights	44

6	Signals by authorised persons	48
6.1	Obligations on the part of road users	49
6.2	Precedence of instructions over traffic signs and regulations	49

7	Special Regulations for Disabled Drivers	50
7.1	Exemptions for disabled drivers	51
7.2	Disabled parking badges issued outside the Netherlands	50
	7a Temporary restrictions to speed limits as a result of an interruption to fuel supplies	52
	7b Environmental zones	53

	Appendix	56
--	-----------------	-----------



Photo: © Anton Rybakov from unsplash.com

Overview of Traffic signs

Road Traffic Act 1994 (WVW 1994)

A. Speed restrictions



A1
Speed limit



A2
End of speed limit



A3
Speed limit
displayed on an
electronic display
panel



A4
Recommended
speed



A5
End of
recommended
speed

B. Priority



B1
Priority road



B2
End of priority road



B3
Crossroads with
priority



B4
Road junction with
priority over minor
road from the left



B5
Road junction with
priority over minor
road from the right



B6
Give priority to
traffic on the main
road ahead



B7
Stop: Give priority
to traffic on the
main road ahead

C. Road closed warnings



C1
Road closed in
both directions to
vehicles, riders and
persons in charge
of animals or
livestock



C2
No entry in this
direction for
vehicular traffic,
horse riders and
persons in charge
of animals or
livestock



C3
One-way road



C4
One-way road



C5
Access permitted



C6
No access for
vehicles with more
than 2 wheels



C7
No access for goods vehicles



C7a
Closed to buses



C7b
Closed to buses and lorries



C8
No access for motor vehicles that cannot exceed 25 km/h



C9
No access for riders, cattle, wagons, motor vehicles not able to exceed a speed of 25 km/h, microcars, bicycles, mopeds or invalid carriages



C10
No access for motor vehicle towing trailers



C11
No access for motor cycles



C12
No access for motor vehicles



C13
No access for mopeds, motor-assisted bicycles or motor-powered invalid carriages



C14
No access for bicycles or for non-motor-powered invalid carriages



C15
No access for bicycles, mopeds and invalid carriages



C16
No access for pedestrians



C17
No access for vehicles or combinations of vehicles with a length, including the load, greater than indicated



C18
No access for vehicles with a width, including the load, greater than indicated



C19
No access for vehicles with a height, including the load, greater than indicated



C20
No access for vehicles with an axle load greater than indicated



C21
No access for vehicles or combinations of vehicles with a total weight greater than indicated



C22
No access for vehicles carrying hazardous substances



C22a
Closed to lorries not meeting the requirements stated in [Article 86d](#)



C22b
End of closure for lorries not meeting the requirements stated in [Article 86d](#)



C23-01
Rush-hour lane open



C23-02
Clear rush-hour lane



C23-03
Rush-hour lane closed

D. Signs giving positive instructions



D1
Roundabout
– compulsory
direction of travel



D2
Instruction to all
drivers to keep to
the right of the sign
(or left if arrow is
reversed)



D3
The sign may be
passed on either
side



D4
Instruction to drive
ahead only



D5
Instruction to
follow the direction
ahead shown by
the arrow



D6
Instruction to
follow one of the
directions ahead
shown by the
arrows



D7
Instruction to
follow one of the
directions ahead
shown by the
arrows



D8
Instruction to
follow the direction
ahead shown by
the arrow

E. Parking and stopping



E1
No parking



E2
No stopping



E3
No parking bicycles
or mopeds



E4
Parking area



E5
Taxi rank



E6
Parking for
disabled drivers



E7
Parking
permitted for
the immediate
loading and
unloading of
goods only



E8
Parking facilities
only for the
category or
group of vehicle
shown



E9
Parking for
permit- holders
only



E10
Entrance to
controlled
parking zone



E11
Entrance to
controlled
parking zone



E12
Park and ride
facilities



E13
Parking
facilities for car
sharers

F. Other signs giving orders



F1
No overtaking!



F2
End of no overtaking zone



F3
No overtaking of cars by lorries



F4
End of zone with no overtaking of cars by lorries



F5
Give way to oncoming vehicles



F6
Give way to oncoming vehicles



F7
No U-turns



F8
End of all restrictions imposed by traffic signs



F9
End of all restrictions and advisories indicated on an electronic signaling panel



F10
Stop. The sign can also contain further information as to whom it is directed and why

G. Traffic Regulations



G1
Motorway



G2
End of motorway



G3
Main highway



G4
End of main highway



G5
Recreation area



G6
End of recreation area



G7
Footpath



G8
End of footpath



G9
Bridleway



G10
End of bridleway



G11
Compulsory cycle lane



G12
End of compulsory cycle lane

**G12a**

Route for pedal cycle and mopeds only

**G12b**

End of route for pedal cycles and mopeds

**G13**

Optional cycle path

**G14**

End of optional cycle path

H. Built-up area

**H1**

Built-up area

**H2**

End of built-up area

J. Warning signs

**J1**

Uneven road

**J2**

Bend to right

**J3**

Bend to left

**J4**

Double bend, first to right

**J5**

Double bend, first to left

**J6**

Steep hill upward

**J7**

Steep hill downward

**J8**

Dangerous crossing

**J9**

Roundabout

**J10**

Level crossing with barrier or gates ahead

**J11**

Level crossing without barrier or gates ahead

**J12**

Level crossing with single track



J13
Level crossing with two or more tracks



J14
Tram (crossing) ahead



J15
Opening or swing bridge ahead



J16
Road works ahead



J17
Road narrows on both sides



J18
Road narrows on the right side



J19
Road narrows on the left side



J20
Slippery road



J21
School crossing



J22
Pedestrian crossing



J23
Pedestrians



J24
Cyclists and moped riders



J25
Loose chippings



J26
Quayside or river bank



J27
Wild animals



J28
Livestock



J29
Two-way traffic



J30
Low-flying aircraft



J31
Side winds



J32
Traffic lights



J33
Queues likely



J34
Danger of accidents



J35
Reduced visibility because of snow, rain or fog



J36
Risk of ice or snow



J37
Danger. (Details of the danger are shown on the plate beneath)



J38
Road hump



J39
Warning for retractable bollard (poller) in the traffic lane that can be used to regulate access to streets and areas

K. Direction signs


K1

Low level motorway information sign showing both main and intermediary destinations and the motorway numbers


K2

Advance warning sign for an exit on a motorway showing the distance to the exit, the exit number, destinations after the exit (top destination is the name of the exit), direction to aerodrome/airport and the non-motorway road numbers


K3

Information sign for exit to motorway service area, showing the name of the rest area and symbols for the services offered


K4

High level motorway information sign showing lane instructions for through traffic and exit panel showing intermediary destinations, with the motorway number and European route numbers


K5

Non-motorway advance information panel showing intermediary destinations, road numbers, a viaduct symbol and a sign for an industrial zone


K6

Non-motorway information panels showing intermediary destinations and non-motorway road numbers


K7

Signposts for cyclists and moped riders (finger posts) showing local and intermediary destinations, municipal cycle route numbers (above) and showing intermediary destinations and intermediary cycle route numbers (below)


K8

Signposts for cyclists and moped riders showing intermediary destinations and indicating an alternative route (in italics) to one of the destinations


K9

Diversion with alternative route shown on an advance warning panel for a non-motorway highway


K10

Advance warning panel within a built-up area showing an intermediary destination, local destinations, local tourist sights, local facilities and road numbers through the town


K11

Lane instructions on a non-motorway high-way. Panel showing intermediary destinations, road numbers and directions to a motorway


K12

Local signpost within a built-up area showing names of individual districts (in traffic areas)


K13

Signpost within a built-up area showing district numbers (in traffic areas)


K14

Route for the conveyance of hazardous materials

L. Information



L1
No vehicles over height shown



L2
Pedestrian crossing



L3
Bus/Tram stop travel information



L3a
Tram stop/bus stop



L3b
Bus stop



L3c
Tram stop



L4
Get in lane



L5
End of lane



L6
Lane fork



L7
Number of through lanes



L8
No through road for vehicles



L9
Advance warning of a no through road for vehicles



L10
Advance warning of traffic information for the direction shown



L11
Information on panel applies only to the lane(s) indicated



L12
Information on panel - applies only to the lane indicated



L13
Model sign traffic tunnel



L14
Hard shoulder



L15
Hard shoulder equipped with emergency telephone and fire extinguisher



L16
Emergency telephone



L17
Fire extinguisher



L18
Emergency telephone and fire extinguisher



L19
Nearest exit or second nearest exits in the directions and at the distances indicated on the sign





Photo: © Atram Dattoon from pexels.com

Definitions

Article 1

For the purpose of the present Decree and all provisions that flow from it, the meaning of the following terms shall be as follows:

Act: The Road Traffic Act 1994;

Ambulance: motor vehicle, equipped and intended to be used for ambulance transport as referred to in the Dutch law on conveyance by ambulance (Ambulance Transport Act);

Animal ambulance: motor vehicle, equipped and intended to be used for the transport of sick or wounded animals;

Bicycles with pedal assistance: bicycles equipped with an electric assisting engine with a nominal continuous maximum output of 0.25 kW and whose propulsion is gradually reduced and ultimately interrupted when the vehicle reaches the speed of 25 km/h, or sooner, if the driver stops pedalling (Road Traffic Act);

Bus: a motor vehicle designed to carry more than eight persons, excluding the driver;

Bus lane: a division of the carriageway marked by broken or continuous lines and indicated by the word 'BUS' or 'SCHEDULED BUS';

Bus route: a traffic route indicated by the word 'BUS' or 'SCHEDULED BUS';

Carriageway: any part of the road specifically intended to be used by road vehicles and excluding footpaths and cycle or moped tracks;

Commercial vehicle: as indicated in article 1.1, part h, of the Vehicle Regulations;

Competent authorities: those authorities defined in article 18, subsection 1 of the Act;

Continuous carriageway: a carriageway without entry and exit lanes;

Cycle lane: divisions of the main carriageway clearly marked by broken or continuous lines and showing depictions of a bicycle;

Day: the period between sunrise and sunset;

Divider: an area having several corners, on the road surface, at points where roads merge or diverge; Driver of a motor vehicle:

- a. any person in charge of a motor vehicle, or
2. where the motor vehicle in question is one requiring a category B, C, D or E license or where the vehicle has dual controls and the driver is giving driving tuition or conducting an official driving test other than a test such

as is described in Article 131, part 1 of the Road Traffic Act 1994; Drivers: all road users excepting pedestrians; Emergency vehicle: a motor vehicle fitted with acoustic and visual alarm signals as described in [Article 29](#);

Entry lane: a section of road that is separated by markings from the main carriageway that is intended to be used by drivers joining the main carriageway; Exit lane: a section of road that is separated by markings from the main carriageway that is intended to be used by drivers leaving the main carriageway;

Facility for lying down: facility for lying down as indicated in Article 1.1 of the Vehicle Regulations; Give-way road markings: priority triangles on the carriageway surface;

Giving priority: allowing certain drivers to proceed without obstructing their way;

Goods vehicle: a motor vehicle with a maximum permitted weight of more than 3500 kg not intended for carrying passengers;

Hard shoulder or refuge sections: areas at the edges of motorway or main highway carriageways divided by an unbroken line from the main part of the carriageway intended for use in emergencies, except for the period that it is open as a rush-hour lane; Illuminated transparency: as indicated in article 1.1, part bb1, of the Vehicle Regulations;

Invalid carriage: a vehicle that is specifically designed to be driven by a disabled driver and is not wider than 1.10 metres, which has no engine or is fitted with an engine designed to restrict the maximum speed to 45 km/h, and which is not a moped;

Junction: a crossing or a division of roads, lanes and carriageways;

Level crossing: an intersection point of a road and a railway track designated by the sign [J12](#) or [J13](#);

Local traffic: drivers whose destinations include one or more specific local stops that are located on or in the direct vicinity of a main road that is closed to certain categories of vehicles and that can only be reached by these routes and also drivers of scheduled buses; Main highway: a road designated by sign [G3](#); parking areas, filling stations and bus stops located along motorways are not regarded as being part of the motorway;

Microcar: a moped having more than two wheels and having a compartment for the driver;

Military Convoy: a number of military vehicles or alternatively a number of emergency services vehicles

driving in the form of a convoy and under the control of a single commander, bearing identifying markings;

Moped 45 km/u:

- a. a motor vehicle on two wheels, with a maximum speed limited by its design to 45 km/h, equipped with an internal combustion engine with a maximum cylinder capacity of 50 cc or an electric motor with a nominal continuous maximum output of 4 kW, that is not an invalid carriage;
- b. a motor vehicle on three wheels, with a maximum speed limited by its design of 45 km/h, that is not an invalid carriage, equipped with:
 - 1. an engine with electric ignition and a maximum cylinder capacity of 50 cc;
 - 2. an internal combustion engine and a net maximum output of 4 kW for engines other than those indicated in 1; or
 - 3. an electric motor with a nominal continuous maximum output of 4 kW; or
- d. a motor vehicle on four wheels that is not an invalid carriage, with a maximum speed limited by its design to 45 km/h and an unladen weight of less than 350 kg, not including the weight of the batteries in electric vehicles, equipped with:
 - 1. an engine with electric ignition with a maximum cylinder capacity of 50 cc;
 - 2. an internal combustion engine and a net maximum output of 4 kW for engines other than those indicated in 1, or
 - 3. an electric motor with a nominal continuous maximum output of 4 kW. In any event, a vehicle designated as a moped according to the registration issued will be considered a moped (Road Traffic Act);

Motor-assisted bicycle: a moped that, according to the information in the register or the registration issued for the vehicle, is designed for a maximum speed not exceeding 25 km/h; or a moped as indicated in Article 1, part one, section (e), sub-section (d) of the act;

Motor-assisted trailer bicycle: moped on three symmetrical wheels, with two front wheels with a diameter exceeding 0.40 m, designed exclusively to transport a driver/rider and goods and possibly a passenger seated behind the rider/driver; **Motorcycle:** a motor vehicle on two wheels, which can have a side-car or pull a trailer;

Motorised Funeral Procession: a procession formed by motorised vehicles that is accompanying a body as indicated in Article 2, first part, section a, of the Burial and

Cremation Act or the ash of a cremated body and is displaying the identification marks as indicated in [Article 30c](#);

Motor vehicles: all motorised vehicles except mopeds, bicycles with pedal assistance and invalid carriages, intended to travel other than on rails; **Motorway:** a road designated by sign [G1](#); parking areas, filling stations and bus stops located along motorways are not regarded as being part of the motorway;

Night: the period between sunset and sunrise;

No thoroughfare indication: an indication that access to the road in question is prohibited and the road may not be used;

Parking: Stopping and leaving a vehicle for a purpose other than that of allowing passengers to board or to alight or to load or unload goods;

Parking areas or parking lanes: a paved strip alongside the main carriageway that is intended for stationary or parked vehicles;

Passenger car: as indicated in article 1.1, part at, of the Vehicle Regulations;

Road edges: the cambered edges of a carriageway; **Road traffic:** all road users;

Road users: pedestrians, cyclists, moped riders, drivers of invalid carriages, motor vehicles or trams, horse riders, persons accompanying animals or cattle and drivers of horse-drawn or other wagons;

Rush-hour lane: the shoulder designated as a traffic lane according to sign [C23-01](#);

Safety Cell: Part of the structure of a moped, a motorcycle or three-wheeled motor vehicle that protects the rider or passengers from head injury;

Seat: a structure especially constructed for that purpose and providing space for an adult. This may be an individual seat as well as part of a bench providing space for one person. An improvised seat or a seat for use while stationary is not classified as a seat;

Services for emergency medical assistance: ambulance services permitted under the Ambulance Transport Act to provide ambulance transport, as well as vehicles equipped for that purpose of other assistance services providing first-response emergency assistance as instructed by a central location as indicated in Article 1 of the Ambulance Transport Act;

Scheduled bus: a motor vehicle designed for the public carriage of persons in the sense of the Carriage of Persons Act 2000;

T100 bus: a bus designated by a marking on its registration or in the register as having been configured as eligible for a maximum speed of 100 kilometres per hour. Equivalent to a T100 bus as described in this decree is a bus registered in another European Union member state, or a state that is not a member of the European Union but which is a party to a Convention to that effect or partly to that effect and which is binding on the Netherlands, and regarding which the registration or a statement issued by an independent testing authority, issued based on investigations offering a level of protection at least equivalent to the level assumed by national investigations, indicates that the bus is suitable for a maximum speed of 100 kilometres per hour;

Three-wheeled motor vehicle: three-wheeled motor vehicle as intended in article 1.1 section q of the Vehicle Regulations;

Traffic lane: sections of the carriageway divided by means of appropriate markings into lanes of such a width that vehicles having more than two wheels can travel between the markings;

Traffic director: Traffic director with traffic directing duties as part of his or her profession: traffic director who carries out traffic control activities as part of his or her profession, as opposed to a traffic escort or traffic supervisor whose role is to carry out simple traffic control work during events;

Trailer: vehicles that are pulled by another vehicle or are clearly intended to be so pulled, including semi-trailers;

Van: a motor vehicle intended to carry goods, with a permitted maximum weight of no more than 3500 kg;

Vehicles: bicycles, mopeds, invalid carriages, motor vehicles, trams and lorries.

Article 2

1. The rules for pedestrians are also to be applied to drivers of invalid carriages where these travel on the footpath or pavement or use a pedestrian crossing to cross from one footpath or pavement to the other.
2. In addition, the rules for pedestrians are also to be applied to persons who are pushing a bicycle, a moped or a motor-assisted bicycle and also to persons who are propelling themselves along by other means than a vehicle (e.g. roller skates, ice skates etc.).
3. The rules for wagons and carts are also to be applied to people walking in processions, marches and groups when they are on the public highway.

Article 2a

The rules for motor vehicles and drivers of motor vehicles are to be applied to microcars and the drivers of microcars and not the rules that apply to mopeds and riders of mopeds, unless otherwise stipulated.

Article 2b

The rules of this decision regarding bicycles and cyclists are, instead of the rules regarding mopeds and moped riders (yellow licence plate), also applicable to moped riders on mopeds or scooters with a maximum speed of 25 km/h (blue licence plate), unless otherwise specified.



Traffic Conduct

3.1 Rules of Conduct

Article 5

It is an offence for any road user to act in such manner as to cause a hazard (or a potential hazard) on the public highway or to obstruct other road users in any way.

Article 6

All participants in traffic are forbidden to behave in such a way that a traffic accident attributable to them occurs in which another person is killed or sustains serious physical injury or physical injury such that temporary illness occurs or that person is prevented from engaging in normal activity.

Article 7

1. It is an offence for any person involved in a road accident of any kind to leave the scene of the accident.
2. Persons are only permitted to leave the scene of an accident as soon as:
 - a. the opportunity has arisen to establish the identity of the person or persons involved;
 - b. the opportunity has arisen to establish the identity of the motor vehicle involved;
 - c. it is clear that no person or persons sustaining injuries in the accident has or have been left at the scene of the accident in need of treatment.

Article 8

1. It is expressly forbidden to drive or allow a driver to operate a motor vehicle, when he is under the influence of a substance, whether used alone or in combination with another substance, which he knows, or should reasonably be expected to know, may compromise his driving ability to such an extent that he is not fit to operate a motor vehicle.
2. It is expressly forbidden to operate a motor vehicle or allow a driver to operate a motor vehicle when one has consumed alcoholic beverages to the point that:
 - a. upon analysis the alcohol level in his breath appears to be greater than 220 micrograms per litre of exhaled breath and/or
 - b. upon analysis the alcohol level in his blood appears to be greater than 0.5 milligrams per millilitre of blood.
3. Contrary to subsection 2 above, the driver of a motor vehicle which requires a driver's licence, should the date of first issue of said licence not yet be five years

ago and should this date of first issue have been on or after 20 March 2002, is forbidden to operate or be permitted to operate a motor vehicle when he has consumed alcoholic beverages to the point that:

- a. upon analysis the alcohol level in his breath appears to be greater than 88 micrograms per litre of exhaled breath and/or;
 - b. upon analysis the alcohol level in his blood appears to be greater than 0.2 milligrams per millilitre of blood.
4. Contrary to that stated in section 2, it is prohibited for the driver of a motor vehicle for which a driving licence is required, if the first licence issued was a licence authorising the holder to drive a moped and this licence was issued to a person who was not yet eighteen at the time of issue and the date of issue was less than seven years previously and occurred on or after 20 March 2002, to drive said motor vehicle or operate it as the driver after having consumed such an amount of alcohol that:
 - a. his or her breath is shown in a test to contain more than 88 micrograms of alcohol per litre of exhaled air, or
 - b. his or her blood is shown in a test to contain more than 0.2 milligrams of alcohol per millilitre.
 5. It is forbidden to allow a person to operate a motor vehicle when one knows or may reasonably be expected to know that this person is in a physical state as described in subsection 1, 2, 3, or 4 above.
 6. In applying subsection 3 above, driver's licence is taken also to mean a driver's licence issued by a relevant authority outside of the Netherlands.



Traffic Regulations and Traffic signs 1990

Traffic Regulations

4.1 Road positioning



Article 3 (Article 1, 2, 2a and 2b in Chapter 2)

1. Drivers are required to keep as far over to the right as possible.
2. Cyclists are permitted to ride two abreast. This does not apply to riders of motor-assisted bicycles.

Article 4

1. Pedestrians are to use pavements or footpaths at all times.
2. They use the bicycle path or the bicycle/moped path if a sidewalk and footpath are not available.
3. They use the shoulder or the extreme side of the roadway if a bicycle path or a bicycle/moped path is also not available.
4. Contrary to the first and second parts, persons moving with the aid of objects that are not vehicles use the bicycle path, the bicycle/moped path, the pavement or footpath. They use the road if there is no bicycle path, bicycle/moped path, pavement or footpath.

Article 5

1. Cyclists are required to use the mandatory cycle track or the cycle/motor cycle track.
2. They use the roadway if a mandatory bicycle path or a bicycle/moped path is not available.
3. They may use the non-mandatory cycle track. Riders of motor-assisted bicycles equipped with combustion engines may use the non-mandatory cycle track only if the engine is switched off.
4. Riders of bicycles having more than two wheels with a total width, including the load, in excess of 0.75 metres and of bicycles pulling trailers with a total width, including the load, in excess of 0.75 metres, may use the public carriageway.
5. Riders aged 16 years and over of motor-assisted bicycles as indicated in Article 1, part one, section e, subsection d of the act who are in possession of a disabled person's parking card, or of a card established by ministerial regulation to designate the transport of disabled persons, may use the pavement or footpath.
6. Riders aged 16 years and over of motor-assisted bicycles as indicated in Article 1, part one, section e, subsection d of the act who are in possession of a disabled person's parking card, or of a card established by ministerial regulation to designate the transport of disabled persons, shall use the pavement or footpath.
7. The first, second and fourth parts of this article do not apply to riders indicated in part six here of.
8. Users of mopeds use the roadway if this is determined by a traffic decision, as referred to in Article 15, paragraph 1, of the law, and if an additional sign under the traffic sign indicating the mandatory bicycle path indicates this.
9. The eighth paragraph does not apply to mopeds as referred to in Article 1, paragraph 1, section e, subsection d, of the law, and to operators of mopeds who are operators as referred to in the fifth and sixth paragraphs of this article.

Article 6

1. Moped riders (blue and yellow license plate) use the bicycle/moped path.
2. They use the roadway if a bicycle/moped path is not available
3. Drivers of mopeds with more than two wheels and mopeds with trailers, which, including the load, are wider than 0.75 meters, use the roadway.

Article 7

Handicapped drivers and their special vehicles must use the pavement, footpaths, cycle tracks, cycle/ motorcycle tracks or the public carriageway.

Article 8

1. Horse riders are to use bridleways.
2. If there is a break in the bridle path, horse riders are to use the roadside of the public carriageway.



Article 9

Pedestrians may use the public carriageway if they form a column or if they are taking part in a march or a funeral procession.

Article 10

1. Other drivers than those indicated in Articles 5 to 8 inclusive must use the public carriageway. For parking their vehicles, these drivers and pedestrians moving a trailer apparently intended to be moved by a motor vehicle may also use other parts of the road except for pavements, footpaths, cycle paths, cycle and motor cycle paths or bridleways.
2. Road users other than cyclists and handicapped persons driving special vehicles may not use bicycle lanes with continuous lane markings.

4.2 Overtaking

Article 11

1. All overtaking must be carried out on the left.
2. Drivers who have positioned themselves on the left and have signalled their intention to turn left are to be overtaken on the right.
3. Cyclists must overtake other cyclists on the left. They may overtake other slower moving vehicles on the right.
4. Drivers who are positioned on the right of an indicator panel may overtake drivers on the right who are positioned on the left of such panels.
5. Trams may be overtaken on the right.

Article 12

It is not permitted to overtake a vehicle directly before or on a pedestrian crossing.

4.3 Queues

Article 13

1. When traffic is queuing, and where the carriageway is divided into several lanes heading in the same direction, it is not necessary to keep to the right hand lane.
2. Traffic queues may be overtaken on the right.

4.4 Approaching road junctions

Article 14

Drivers must not block road junctions.

4.5 Giving priority

Article 15

1. At road junctions, drivers must give priority to traffic approaching from the right.
2. The following exceptions exist to this rule:
 - a. drivers on unpaved roads must give priority to drivers on paved roads;
 - b. all drivers must give priority to tram drivers.

4.5a Level crossings

Article 15a

1. Road users should never drive onto a crossing until the road ahead is clear and they can cross it completely.
2. When approaching a crossing, road users must give priority to rail vehicles and wait until the crossing is completely free.

4.6 Cutting across military columns and motorised funeral processions

Article 16

Road users must not cut across military columns and motorised funeral processions.

4.7 Turning

Article 17

1. Drivers wishing to turn must take up an appropriate road position by:
 - a. if they wish to turn to the right, they must move across to the right side of the carriageway as soon as possible;

- b. if they wish to turn to the left, they must take up an appropriate position close to the middle of the road or if they are on a dual carriageway they must take up a position as far to the left as possible.
2. Drivers must give advance warning of their intention to turn, either by using their indicator or by giving arm signals.

Article 18

1. Drivers intending to turn must give way to all oncoming vehicles and also to all vehicles travelling behind them in the same direction on their left or right.
2. Drivers intending to turn left must give way to oncoming drivers intending to turn right at the same road junction.
3. Parts one through three do not apply to tram drivers.

4.8 Speed Limits

Article 19

A driver must at all times be able to bring his vehicle to a standstill within the distance that he can see to be clear.

Article 20

The following maximum speeds apply in built-up areas:

- a. for motor vehicles: 50 km/h;
- b. for mopeds and vehicles for the disabled, equipped with an engine:
 1. on a bicycle path and/or bicycle/moped path: 30 km/h;
 2. on the road: 45 km/h;
- c. for disabled vehicles equipped with an engine, and for motor-assisted bicycles as indicated in Article 1, part one, section e, sub-section d of the act, on the pavement or footpath, 6 km/h.



Article 21

Elsewhere the following speed limits apply:

- a. for motor vehicles on motorways 130 km/h, on main roads 100 km/h and on all other roads 80 km/h;
- b. for mopeds and vehicles for the disabled, equipped with an engine:
 1. on a bicycle path and/or bicycle/moped path: 40 km/h;
 2. on the road: 45 km/h;
- c. for disabled vehicles equipped with an engine, and for motor-assisted bicycles as indicated in Article 1, part one, section e, sub-section d of the act, on the pavement or footpath, 6 km/h.

Article 22

Where a lower speed limit does not apply as a result of other articles of these regulations, the following special speed limits apply to the following vehicles:

- a. for campers that according to their vehicle registration certificate fall under the category of company vehicle, whose permitted maximum weight exceeds 3500 kg, lorries and buses other than T100 buses, 80 km/h;

- b. for T100 buses, 100 km/h;
- c. for mopeds, 45 km/h;
- d. or mopeds, 25 km/h;
- e. or passenger cars, commercial vehicles, motorcycles, three-wheeled motorised vehicles and T100 buses pulling a trailer with a permitted maximum weight not exceeding 3500 kg, 90 km/h;
- f. for vehicles other than those indicated in sections e, with a trailer, 80 km/h.

Article 22a

1. Unless a lower maximum speed applies pursuant to other articles of this decree, the maximum speed for agricultural and forestry tractors, motor vehicles with limited speed, and mobile machines, whether or not with a trailer, is 25 km per hour.
2. Contrary to the first part, unless a lower maximum speed applies in accordance with other articles of this Decree, the maximum speed for agricultural and forestry tractors, motor vehicles with limited speed and mobile machines, with or without a trailer, on roads applies:
 - a. outside built-up areas; and
 - b. within built-up areas:
 1. that have a separate cycle path or bicycle/moped path;
 2. that are closed to cyclists; or
 3. where a maximum speed of 70 km per hour applies: 40 km per hour.



Table Maximum speeds





				
Passenger cars, commercial vehicles and motorcycles	130*	100*	80	50
Trucks and buses (not including T100 buses)	80	80	80	50
T100 buses	100	100	80	50
Campers that according to their vehicle registration fall under the category of company vehicle and which are heavier than 3500 kg**	80	80	80	50
Passenger cars, commercial vehicles, T100 buses and motorcycles with a trailer, weighing no more than 3500 kg***	90	90	80	50
Trucks and buses (not including T100 buses) with a trailer (irrespective of the weight)	80	80	80	80
Microcars	-	-	45	45
Motor-assisted bicycles, agricultural vehicles and motor vehicles with restricted speed	-	-	25	25

Table Maximum speeds for mopeds





		
Road	45	45
Bicycle/moped path	30	40

Table Maximum speeds for motorised vehicles for the disabled

		
Road	45	45
Bicycle/moped path	30	40
Pavement or footpath	6	6

* In the event of a serious disruption to the oil supply, a maximum speed of 90 km/h may be instituted on motorways and main highways.

** This figure relates to the weight of the empty camper, plus the maximum permitted weight of the load or luggage.

*** This figure relates to the weight of the empty trailer, plus the maximum permitted weight of the load or luggage.

4.9 Waiting

Article 23

Drivers and their vehicles may not wait:

- a. on a road junction or a level crossing;
- b. on a cycle track or within a bicycle lane on the public carriageway;
- c. on a pedestrian crossing or within five metres of a pedestrian crossing;
- d. in a tunnel;
- e. within the markings of a bus stop, or if there are no markings, with a distance of twelve metres of the bus stop. This does not apply if the intention is to allow passengers to board or to alight;
- f. within a bus lane on the public carriageway or
- g. on a road marked with a continuous yellow line.

4.10 Parking

Article 24

1. Drivers may not park their vehicles:

- a. On, or at a distance of less than five metres from, a road junction;
 - b. in front of entrances/exits;
 - c. directly on the carriageway of a major road outside a built-up area;
 - d. in a designated parking area:
 1. if, according to the instructions on the official parking notice, their vehicles are not included in the category or group of vehicles for which the parking area is intended;
 2. in another way or for another purpose than as given on the board or notice under this;
 3. on days or at times when parking is shown on the official parking notice to be prohibited.
 - e. on a road marked with a continuous yellow line;
 - f. within an area specifically designated for the loading or unloading of goods;
 - g. in parking bays reserved for permit-holders as shown by the sign E9, unless they themselves have such a permit for the bays in question.
2. If dates or times are indicated in the lower section of official parking notices E4 to E8 inclusive, E12 and E13, the parking permission or prohibition according to the notice in question, shall only apply on the days or during the hours indicated.
3. Drivers may not double-park their vehicles.
4. If a parking area, indicated by one of the official parking notices E4 through E9 or E11 through E13 from [Chapter 1](#) has designated parking bays, drivers may only park in these bays.



Article 25

1. Parking in a parking permit (disc type) zone is prohibited, except in parking spaces designated or indicated as such or spaces featuring a blue line.
2. In spaces with a blue line, a motor vehicle with more than two wheels may be parked only if the vehicle is equipped with a clearly visible parking permit in accordance with the terms of the Parking Permit Decree. If the motor vehicle has a windscreen then the parking permit must be placed behind this.
3. The parking permit indicates the time that parking began. A parking permit equipped with a mechanism that automatically sets or shifts the arrival time cannot be used.
4. When the parking permit is set, the arrival time may be rounded up to the next hour or half hour. The permitted parking time must not be exceeded.
5. If a sign below the parking sign indicates days or hours, the second to fourth parts inclusive apply only for those days or hours.

Article 26

1. Parking is permitted in a disabled parking space only for:
 - a. a disabled person's vehicle, if the act of parking is directly related to the transport of a disabled person;
 - b. a motor vehicle with more than two wheels in which a valid disabled person's card has been displayed visibly if the parking is directly related to the transport of the disabled person to whom the permit has been issued, or to the transport of several persons residing in an institution, provided that the card has been issued to the management of that institution;
 - c. if the disabled parking space is reserved for a specific vehicle, that vehicle.
2. If a sign below the parking sign indicates a maximum parking time, [Article 25, part two](#), applies accordingly, bearing in mind that the parking space need not have a blue line.

4.11 Parking bicycles and mopeds

Article 27

Bicycles and mopeds may be parked on the pavement, on footpaths, at the side of the road or wherever an official sign indicates that it is permitted.

4.12 Signals and identification marks

Article 28

Drivers may only sound their horns or signal with their headlamps to give warning of emergency situations.

Article 29

1. Drivers of motor vehicles used by police and fire brigades, motor vehicles in use with emergency medical assistance services, and motor vehicles of other assistance services designated by the Minister use blue revolving, flashing or blinking lights and a two-tone horn to indicate that they are performing urgent duties.

2. The drivers indicated in the first part may use flashing headlights during the day in addition to the lights indicated in that part.
3. Rules may be established by means of ministerial regulations regarding the use of blue revolving, flashing or blinking lights, two-tone horns and flashing headlights.

Article 30

1. Drivers of vehicles used for work to be indicated will use yellow or green revolving, flashing or blinking lights under circumstances to be indicated. Drivers indicated in [Article 29, part one](#), will use yellow or green revolving, flashing or blinking lights instead of blue revolving, flashing or blinking lights. The driver of the first or only vehicle to reach the site to perform the assigned duties may use blue revolving, flashing or blinking lights instead.
2. Ministerial regulations are issued to set the rules relating to the use of yellow or green rotating, blinking or flashing lights and the road works and circumstances when such signals are used.

Article 30a

1. Drivers of motor vehicles indicated in [Article 29, part one](#), may use additional indicators under circumstances to be indicated.
2. Rules may be established by ministerial regulations regarding the indicators mentioned in the first part and the circumstances in which they are used.

Article 30b

Articles [29](#) to [30a](#) inclusive do not apply to Belgian and German motor vehicles in use with police and fire brigades, in use with services for first-line emergency assistance and motor vehicles of Belgian and German assistance services, designed in or under [Article 29, part one](#), provided such vehicles each use signals in accordance with the legal regulations applicable to them in their own countries.

Article 30c

Motor vehicles that form part of a funeral procession must display an identification mark. Rules governing the identification mark and the manner in which this must be displayed will be drawn up by ministerial regulation.

Article 31

Signals may not be given and the identification marks as indicated in Article 30c may not be displayed in other cases or in other ways than as determined in the articles in this section.

4.13 Using lights while driving

Article 32

1. Drivers of a motor vehicle, a moped, a motor- assisted bicycle which is not a moped as indicated in Article 1, part one, section (e), sub-section (d) of the act, a disabled vehicle equipped with a combustion engine, or a disabled vehicle equipped with an electric motor and having an enclosed body, will use dimmed lights during the day where visibility is seriously restricted, and at night. Drivers of a disabled vehicle equipped with an electric motor but not equipped with enclosed bodies will at such times use the lights indicated in Article 5.18.43, part one, of the Vehicles Regulations.

2. Driving with undipped headlights instead of dipped headlights is permitted except in the following circumstances:
 - a. during the daytime;
 - b. in the presence of other oncoming road users, and
 - c. when following close behind another vehicle.
3. Rear lights and rear registration plate lights must always come on with undipped and dipped headlights, sidelights and foglamps.

Article 33

Towed trailers must be illuminated in dull daytime conditions and at night they must show rear lights, rear registration plate lights and side lights.

Article 34

1. Where visibility is seriously restricted as a result of fog, snow or rain, drivers of motor vehicles and vehicles adapted for disabled drivers must use their front foglamps. In that case, drivers do not need to have their dipped headlights on.
2. In fog, snowfall, or heavy rain severely limiting visibility, drivers of a motor vehicle and a disabled vehicle are allowed to use front fog lights. In this case, these drivers are not required to use dipped headlights.

Article 35

1. Cyclists will use lights in accordance with parts 2 through 4 when riding at night or during the day if visibility is seriously restricted.
2. A bicycle with two wheels and a cycle with three wheels having a single front wheel must be equipped with a white or yellow light carried at the front, unless the rider is wearing a white or yellow light on his or her chest.
3. A cycle with more than two wheels having two front wheels must carry two white or two yellow lights at the front, symmetrically attached to the left and right of the centre.
4. A cycle must be equipped with a red rear light carried at the rear, unless the rider or a passenger seated behind the rider is wearing a red light on his or her back.
5. A cycle may carry two amber direction indicator lights at the front and two at the back.
6. No more lights may be carried on a cycle, by its rider or by a passenger seated behind the rider than the lights indicated in parts 2 through 5.

Article 35a

1. The lights indicated in Article 35a must not blind other road users.
2. The lights indicated in Article 35, parts 1 through 4 may not be flashing lights.
3. The lights indicated in Article 35, parts 1 through 4, must:
 - a. be continually visible at the front to oncoming road users;
 - b. be continually visible at the rear for road users approaching from behind.

Article 35b

1. Drivers of vehicles will use headlights and rear lights during the day, if visibility is seriously restricted, and at night.
2. Drivers of disabled vehicles not equipped with an engine will use front and rear lights during the day, if visibility is seriously restricted, or at night, if they use the lane, bike path or bike/moped path.

Article 35c

Articles 35, parts one to four and part six, and 35a apply accordingly to riders of motor-assisted bicycles, which are those mopeds indicated in Article 1, part 1, section (e), sub-section (d) of the act.

Article 36

Riders and persons accompanying horses or other animals must carry a light at night and in dull daytime conditions, which shows white or yellow to the front and red to the rear.

Article 37

Processions of pedestrians or marchers walking outside built-up areas at night or in dull daytime conditions must carry a light at the front left hand side of the procession that shows white or yellow to all sides and at the rear left hand side of the procession a light showing red to all sides.

4.14 Using lights while stationary

Article 38

Drivers of motor vehicles with more than two wheels, who need to stop outside built-up areas, in a slip road or at a designated parking area or in a hard shoulder or refuge section must display rear and parking lights both at night and during dull daytime conditions.

Article 39

Stationary trailers outside built-up areas, in a slip road or at a designated parking bay or in a hard shoulder or refuge section must display rear and parking lights both at night and during dull daytime conditions.

Article 40

Outside built-up areas, stationary cars on a main road must display front and rear parking lights at night and during dull daytime conditions.

4.15 Special lights

Article 41

1. Drivers of motor vehicles may have daytime running lights on during the day. Daytime running lights are at the front of the vehicle and are not on at the same time as any other lights at the front of the vehicle.
2. At the same time as having dipped headlights or fog lights on at the front, drivers of motor vehicles may have side lights, cornering lamps, bend lighting, directional lights, marking lights, or side marker lamps.

Article 41a

1. Illuminated transparencies providing information on the destination or use of the vehicle may be carried by:
 - a. passenger cars, commercial vehicles and motorcycles:

1. In use by the police or by special investigation services referred to in Article 2 of the Law on Special Investigation Services;
 2. In use by the fire department;
 3. In use by breakdown assistance services;
 4. In use by Rijkswaterstaat, by the Inspectorate for Living Environment and Transport, or by customs;
 5. Used by doctors;
 6. Used for giving driving instruction or taking a driving test;
 7. Used by Regional Ambulance Services, as referred to in Article 4, paragraph 2, of the Law on Ambulance Care Facilities;
 8. Used by emergency services operating on behalf of a Regional Ambulance Service as referred to in Article 4, paragraph 2, of the Law on Ambulance Care Facilities, engaged in providing emergency assistance.;
- b. buses operated by public transport services;
 - c. commercial vehicles of transport assistance providers;
 - d. passenger and commercial vehicles configured as veterinary ambulances;
 - e. taxis.
2. Passenger cars, commercial cars and motorcycles used to provide driving instruction or administer a driving test may only be equipped with an illuminated transparency displaying the letter 'L' prescribed under the Driving Licence Regulations.
 3. Notwithstanding the first part:
 - a. illuminated transparencies carried by the vehicles indicated in the first part, section 1, under 1 to 4, inclusive and section c, may display directions for other road traffic;
 - b. taxis may be equipped with illuminated transparencies displaying the following information:
 1. rates;
 2. the name of the taxi company; and
 3. the telephone number of the taxi company.
 4. Taxis equipped with illuminated transparencies displaying rates may display such lighting only when at a taxi rank.
 5. Illuminated transparencies are not carried by vehicles other than those stated in the first part and are not carried in any way other than as set out in the first to fourth parts inclusive.

4.16 Motorways and main highways



Article 42

1. Motorways may only be used by drivers, whose vehicles are capable of being driven at speeds greater than 60 km/h.
2. Main highways may only be used by drivers, whose vehicles are capable of being driven at speeds greater than 50 km/h.

Article 43

1. Drivers are not permitted to execute U-turns or to reverse their vehicles while driving on motor ways or main highways.

2. Drivers are not permitted to stop on the carriageway of a motorway or a main highway.
3. Except in emergencies, road users are not permitted to drive on the hard shoulder or onto laybys or parking areas of motorways or main highways.
4. On a three or more lane motorway, drivers towing trailers (where the length of the combination is greater than 7 metres) and drivers of goods vehicles are not permitted to use any lane except the two innermost right hand lanes. This regulation shall not apply in cases where the vehicle is negotiating a change of lanes.

4.17 Roads across recreation areas



Article 44

Pedestrians may use the full width of roads that pass through recreation area.

Article 45

Drivers may not drive more than 15 kilometres an hour on home zones / living streets.

Article 46

1. Drivers of motor vehicles may not park in recreation areas except within special parking areas designated by a parking notice or board showing a P.
2. If the recreation area is designated a parking disk area, parking is permitted in areas marked with a blue stripe, provided that a parking disk is used.

4.18 Roundabouts

Article 47

Drivers of motor vehicles and moped riders driving along a main road are permitted to drive in a lane other than the right hand lane when entering or driving round a roundabout.

Article 48

Drivers are permitted to overtake on the right when entering or driving round a roundabout.

4.19 Pedestrians



Article 49

1. Drivers must give priority at all times to blind or partially sighted pedestrians carrying a white cane with one or a number of red rings around it and also to all other persons with disabilities.
2. Drivers must give way at all times to pedestrians and drivers of invalid carriages who are crossing, or obviously waiting to cross at a pedestrian crossing.
3. The second part does not apply to drivers of a motor vehicle that forms part of a military column or a motorised funeral procession.

4. Subsection 2 above does not apply if the pedestrians and the drivers of invalid carriages are prevented from crossing by either a red or a flashing amber pedestrian crossing light.

4.20 Emergency vehicles

Article 50

Road users must at all times give priority to drivers of emergency vehicles.

4.21 Stray livestock

Article 51

1. It is not permitted to allow animals of any kind to roam at large without supervision on public roads.
2. This prohibition does not apply where roads have been specifically authorised for this purpose by the competent authorities.

4.22 Boarding and alighting passengers

Article 52

Drivers intending to pass a stationary tram or bus on the side where passengers may be boarding and alighting must give way and allow them the opportunity to do so.

4.23 Towing

Article 53

Drivers of motor vehicles are not permitted to tow other vehicles if the distance between the rear of the front vehicle and the front of the second vehicle is greater than five metres.

4.24 Special manoeuvres

Article 54

Drivers intending to carry out special manoeuvres, such as pulling away, reversing, turning into the road from an exit, turning off the road into an entrance, performing a U-turn, switching from the feeder lane into the main highway, switching from the main highway into the exit lane or changing lanes must at all times give way to other vehicles.

Article 55

Drivers of motor vehicles and moped riders must signal using their direction indicators (moped riders may give arm signals), when they pull away, intend to overtake other vehicles, join or leave the main carriageway or if they wish to change lanes or carry out any other sideways changes to their road positions.

Article 56

Within built-up areas, drivers must give bus drivers sufficient opportunity to pull away from a bus stop if the bus driver signals his intention to do so. The second part does not apply to drivers of a motor vehicle that forms part of a military column or a motorised funeral procession.

4.25 Unnecessary noise

Article 57

Drivers of motor vehicles and riders of mopeds and motor-assisted bicycles must ensure that their vehicles do not cause unnecessary noise.

4.26 Warning triangles

Article 58

1. Stationary motor vehicles with more than two wheels and trailers must be clearly identified as such by a warning triangle if they are likely to cause a hazard to approaching traffic, which might otherwise not be able to see them in time. This does not apply if a flashing hazard light is shown.
2. The warning triangle must be placed on the road in a clearly visible manner at a distance of approximately 30 metres from the vehicle. It must be arranged facing the approaching traffic that is exposed to the hazard.

4.26a Seats

Article 58a

1. While participating in traffic, drivers and passengers must be seated in their designated seats.
2. The first part does not apply to:
 - a. standing passengers in buses where the transportation of standing passengers is permitted;
 - b. passengers in buses without standing places for incidental use of the gangway or the toilet;
 - c. passengers who are transported in accordance with [Article 61b, second part, sections a, b and d](#);
 - d. passengers under the age of 3 in buses;
 - e. passengers under the age of 18 less than 1.35 metres tall, who make use of a seat that is suitable for these passengers that forms part of the construction of the vehicle, is properly attached to the vehicle and is fitted with seat belts;
 - f. transportation of passengers using a wheelchair as indicated in [Article 59, part 4](#);
 - g. transportation of a person aged 8 years or older on the baggage rack by cyclists with the exception of motor-assisted cyclists;
 - h. passengers who are making use of a facility for lying down provided that there is only one passenger in each single facility.

3. Contrary to what is stated in the first part, passengers younger than 8 years may only be transported on cycles and mopeds if they are seated in a suitable and safe facility with sufficient support for back, hands and feet.
4. Drivers are forbidden to transport passengers in any other way than in described in this article.

4.27 Seat belts and child safety systems

Article 59

1. Drivers of passenger cars, commercial vehicles, three-wheeled motor vehicles with enclosed bodies or microcars and their passengers will use the seat belts available to them. Passengers under 18 years of age and less than 1.35m tall shall use a suitable child restraint system bearing a seal of approval as indicated in [Article 22, part e](#), of the act. If the seats intended for passengers are equipped with seat belts, no more passengers may be carried in these seats than there are seat belts.
2. Passenger cars, commercial vehicles, three-wheeled motor vehicles with enclosed bodies or microcars not equipped with a seat belt or child restraint system as indicated in the first part may not be used to transport passengers under 3 years of age, and passengers aged 3 to 18 years, who are less than 1.35m tall, will be transported in seats other than the front seats.
3. Passengers younger than 18 years may not be transported in a rear-facing child restraint system in a passenger seat fitted with an airbag, unless this airbag has been disengaged or is disengaged automatically in an effective manner.
4. The first part does not apply to passengers who make use of a wheelchair. These passengers shall be transported in a wheelchair that is secured in the vehicle in such a way that the stability of the wheelchair and the safety of the occupant is ensured. These passengers shall make use of:
 - a. the safety belt integrated into the vehicle that is provided for them;
 - b. the safety belt that is integrated in the floor-mounted vehicle restraint system, or
 - c. a construction as approved by Our Minister.
5. The first part, second sentence and the second part do not apply for transport in taxis. In taxis where there is no child restraint system, passengers under 18 years of age and less than 1.35m tall must be transported in seats other than the front seats.
6. The first part, where applicable to drivers, and the fourth part do not apply during paid transportation of passengers under the 2000 Passenger Transport Act and demand-driven public transport in taxis, other than in cases in which an agreement is made as indicated in Article 84, part 3, of said act, or other than during taxi transportation in a taxi configured for wheelchair transport in accordance with the requirements stated in the Vehicles Regulation.
7. The car seat belt, the safety belt or the child restraint system must be used in such a way that the protective function of these is not affected or could be affected in a negative manner. Persons aged 18 or over and persons under the age of 18 who under the particular circumstances do not need to use a child restraint system may use a provision that is designed to lead the diagonal part of the seat belt over the shoulder. Our Minister may make additional requirements for such a provision.
8. Drivers of vehicles as stated in part 1 are forbidden to transport passengers younger than 12 years of age and passengers who make use of a wheelchair in ways other than as stated in this article.

9. Part 1 does not apply to passengers who make use of a facility for lying down. These passengers must make use of the appropriate restraint provision in the vehicle if present that is integrated in the vehicle or forms part of the floor-mounted system by which the facility for lying down is mounted to the vehicle.

Article 59a

1. Drivers of a bus and their passengers aged 3 years or older must use the seat belt or child restraint system provided in the bus when they are seated and the bus is participating in traffic.
2. Passengers in a moving bus shall be informed of the mandatory use of restraint systems as named in subsection 1 above whenever they are seated and the vehicle is driving in traffic. This announcement shall be made in one of the following ways:
 - a. by the driver, conductor, tour leader or person acting as group leader;
 - b. by audiovisual means;
 - c. by written instructions or the following pictogram: Use of the pictogram will be through clear application on every seat.
3. Contrary to the first part passengers in buses permitting standing passengers are not required to make use of restraint systems, and bus passengers on city or regional routes lying in built-up areas are not required to make use of restraint systems.
4. Bus drivers are forbidden to transport passengers younger than 12 years of age in a manner otherwise than that set forth in this Article.
5. The first part does not apply to passengers who make use of a facility for lying down. These passengers must make use of the appropriate restraint provision in the vehicle if present that is integrated in the vehicle or forms part of the floor-mounted system by which the facility for lying down is mounted to the vehicle.



Article 59b

1. Contrary to Article 59, subsection 1 and subsection 8, a third passenger older than 3 years of age and less than 1.35 metres tall may be transported other than in the front passenger seat in passenger and hired vehicles, when after installation of two child restraint systems it is not possible to install a third child restraint system, and these two restraint systems are in use, and provided this passenger uses a seatbelt. Article 59, subsection 7, applies.
2. Contrary to Article 59, subsection 1, sentence 2, and subsection 8, in incidental cases and over short distances, passenger vehicles and vans may transport passengers aged 3 or older and less than 1.35 metres tall in the front passenger seats, when these passengers use a seatbelt. This does not apply to passengers whose parent is the driver or the owner or holder of the vehicle.

4.28 Safety Helmets

Article 60

1. The rider and passengers of mopeds, microcars without an enclosed compartment, motorcycles and three-wheeled motor vehicles without an enclosed compartment must wear a properly fitting helmet with a clear and reliable means of fastening around the head and which is provided with an approval as referred to in Article 21 of the Act and an approval mark designated by ministerial regulation.
2. The first section above does not apply in the case of:
 - a. the rider and pillion rider of a motor-assisted bicycle;
 - b. the rider and rear passenger of a motor-assisted trailer bicycle;
 - c. the rider and pillion rider of a type of moped, designated as such by the Dienst Wegverkeer (Road Transport Office) which is not a microcar, or a motorcycle with a seat protected by a safety cell and that is fitted with a seat belt provided that this seat belt is being used. The designation may distinguish between the rider and the passengers as far as the validity of the first part applies. Rules are set by ministerial ruling relating to the requirements a moped or motorcycle must meet in order to be so designated. In each case these rules relate to the requirements that the safety cell and seat belts must meet;
 - d. the driver or passengers of a microcap without an enclosed compartment or a three-wheeled motor vehicle without an enclosed compartment, whose seat in this microcar or motor vehicle is equipped with a mechanism for a safety belt in compliance with guideline 97/24/EC, as applicable on the date when the vehicle came into use, and with a safety belt that complies with that stipulated in Article 5.6.47, third and fourth part, of the Vehicle Regulations or with that stipulated in Article 5.5.47, fourth and fifth part, of the Vehicle Regulations, provided that this safety belt is being used.
3. Riders are forbidden to take as passengers children under twelve years in any other way than that prescribed in this article.

4.30 Use of mobile telecommunications equipment

Article 61a

A person driving a motor vehicle, moped, (motor assisted) bicycle or disabled person's vehicle equipped with an engine are not allowed to hold an electronic device like a mobile phone, tablet, or media player for communication or information processing whilst driving.

4.31 Conveyance of persons in or on trailers and in loading space

Article 61b

1. It is forbidden to convey persons in the open or closed loading space of a motor vehicle or moped and in or on a trailer behind a motor vehicle or moped.

2. The first part does not apply:
- a. to the transportation of persons in the cargo area of an ambulance or veterinary ambulance and transportation of wheelchair occupants in places configured for that purpose in the cargo area of a vehicle that is specially equipped to transport wheelchairs, according to an indication on its registration certificate;
 - b. to the conveyance of persons in the loading space of motor vehicles in the service of the police or fire brigade and other emergency services designated by our Minister;
 - c. to the conveyance of a person on the driver's seat of a motor vehicle or a moped with more than two wheels towed by another motor vehicle or another moped with more than two wheels and to the transport of the passengers of the towed vehicle referred to herein for whom there is no seating available in the towing vehicle referred to herein;
 - d. in the case of the transport of persons that occurs as part of an event or procession for which a permit has been issued in accordance with a municipal bye-law.
 - e. to the transport of persons with a motor vehicle with maximum speed determined by its construction of no more than 45 km per hour, with no more than 8 seats not including that of the driver, that is not a moped, that forms a combination with one or more trailers that are fitted out for the transport of persons provided that a permit has been issued by the appropriate authority for this transport.





Traffic signs

5.1 General provisions

Article 62

Road users are required to observe all Traffic signs giving orders or containing prohibitions.

Article 63

Traffic symbols have priority over traffic rules, inasmuch as such rules are incompatible with said symbols.

Article 63a

Temporary traffic symbols on the road surface have priority over other traffic symbols applied in that location to the road surface, inasmuch as such traffic symbols are incompatible.

Article 63b

1. Where traffic symbols indicating a maximum speed indicate a speed higher than:
 - a. the maximum speeds set out in [articles 20, part b, 21, part b, and 22](#), or
 - b. the maximum speed in effect as a result of a ministerial regulation under [article 86a](#), or
 - c. the speed indicated in [article 45](#), the lowest maximum speed indicated applies.
2. If both traffic symbols on signs and electronic signal panels indicate a maximum speed, the lowest maximum speed indicated applies.

Article 64

Traffic lights take precedence over any Traffic signs that govern priority.

Article 64a

Traffic signs may be represented on an electronic signal panel.

5.2 Traffic signs



Article 65

- 4.1 Where a carriageway is divided into lanes, the instruction contained in a traffic sign may be restricted to one or more of these lanes.
5. The signs [E1](#), [E2](#) and [E3](#) only apply to the side of the road on which they are placed.
6. However, parking a vehicle, a bicycle or a moped is permitted at designated parts of the highway.

Article 66

1. If the word 'zone' appears at the top of a traffic sign together with an indication of the extent of the zone, the traffic sign is to apply in the area shown.
2. If the word 'zone' appears at the top of a traffic sign without any further indication as to the nature of the zone, the traffic sign is to apply within the area between the traffic sign denoting the start of the zone and the traffic sign denoting the end of the zone.
3. This also applies to the sign [E10](#).

Article 67

1. Plates arranged below traffic signs can contain:
 - a. a further clarification of the traffic sign;
 - b. if such plates only contain symbols, the traffic sign only applies to the road users as indicated or to the road conduct as indicated;
 - c. if such plates indicate the word 'Except' in combination with symbols, the traffic sign is not intended to apply to the road users or the road conduct so indicated.
2. If an intended road conduct is indicated by means of a text or signs in combination with symbols, the plate will include a clarification.
3. Symbols shown on plates below traffic signs have the same significance as those shown in [Chapter 1](#).

5.3 Traffic lights



Article 68

1. The colours in three-colour traffic lights signify as follows:
 - a. green light: proceed;
 - b. amber light: stop; drivers who are so close to the traffic lights that they cannot reasonably be expected to stop safely should proceed;
 - c. red light: stop.
2. If the three-colour traffic lights, or an associated single-colour traffic light contain an illuminated arrow, this applies only to the direction that is indicated by the arrow.
3. Where an illuminated picture of a bicycle is shown, this signal applies to bicycles and mopeds on a cycle/moped track and drivers of invalid carriages.
4. Drivers of motor vehicles forming part of a military convoy that has started to pass a green light may continue after the lights have changed to another colour.
5. If, in a set of three-colour traffic lights, there is a plate with the words 'Right turn clear for bicycles and mopeds', the amber and the red lights do not apply to cyclists, moped riders and drivers of invalid carriages who are turning right. If, in a set of three-colour traffic lights, there is a plate with the words 'Right turn clear for bicycles', the amber and the red lights do not apply to cyclists and drivers of invalid carriages who are turning right.
6. These road users therefore must give way to other road users.
7. Where a main road is divided into lanes with traffic proceeding in the same direction, a traffic light can apply to just one of these lanes. In that case, the traffic light will only apply to the traffic on the lane so indicated.

Article 69

1. The colours of two-colour traffic lights signify as follows:
 - a. amber light: stop; drivers who are so close to the traffic lights that they cannot reasonably be expected to stop safely should proceed;
 - b. red light: stop.
2. Article 68, sections two to seven apply mutatis mutandis.

Article 70

1. In the case of buses or trams, the lights signify as follows:
 - a. white light or flashing white light: proceed;
 - b. amber light: stop; drivers who are so close to the traffic lights that they cannot reasonably be expected to stop safely should proceed;
 - c. red light: stop.
2. The white light and the flashing white light only apply to the directions as indicated.
3. Bus and tram lights apply to drivers of trams and scheduled buses who are following the direction indicated by the lights in question.
4. Tram/bus lights also apply to drivers of vehicles, other than scheduled buses, using a bus lane to which the light applies.

Article 71

Lights at tram and rail crossings signify:

- a. flashing white lights: no tram or train is approaching;
- b. flashing red light: stop.

Article 72

For lights on bridges, a red light or a flashing red light means: stop.

Article 73

Where road lanes are controlled by traffic lights, the following signs signify:

- a. a green arrow or maximum allowable speed, shown by the sign A3: the lane may be used;
- b. a red cross: the lane must not be used. The shoulder may be used only in emergencies;
- c. a white arrow: an initial warning of a red cross;
- d. the word 'BUS': the lane may only be used by drivers of scheduled buses and coach drivers;
- e. the word 'LIJN BUS': the lane may only be used by drivers of scheduled buses.

Article 74

1. The following signs at pedestrian crossings signify:
 - a. green light: pedestrians may cross;
 - b. flashing green light: pedestrians may cross, but the lights are about to change to red;
 - c. red light: pedestrians must not start to cross. Pedestrians already on the crossing must finish crossing as quickly as possible.
2. When the red light is replaced by a flashing yellow light, as described in Article 75, pedestrians may cross provided that they give way to other traffic.



Article 75

A flashing yellow light signifies: Danger. Take care.

5.4 Road markings

Article 76

1. A continuous line that is not along the edge of the surface of the carriageway may not be crossed. Drivers may not drive on the left of a continuous line where this line separates traffic lanes or lanes with traffic in both directions.
2. The first part does not apply:
 - a. if the line is crossed in order to enter or leave a refuge section, hard shoulder or rush-hour lane situated alongside the driving lane that the driver has been following;
 - b. if there is a broken line on the side of the carriageway from which the vehicle crosses the continuous line;
 - c. to drivers who are permitted to use a cycle lane if the continuous line is used to separate that cycle lane and the traffic lane alongside this.

Article 77

1. Drivers may not use diagonally striped sections or dividers.
2. The first part does not apply if drivers are following a rush-hour lane that passes a point where roads, lanes or road sections merge or diverge.
3. The first part does not apply when drivers are legally following a bus lane that passes a junction or merging of roads, traffic lanes or traffic carriageways.

Article 78

1. Drivers following the roadway are obliged to follow the direction indicated by the dedicated lane (or lane with specific purposes) they are in at an intersection. A bike lane located within a dedicated lane is considered part of that dedicated lane.
2. Drivers leaving the main roadway and using an exit lane are obligated, at the point where arrows are marked, to follow the direction indicated by the exit lane they are in.

Article 79

If they are required to stop, drivers must stop behind the line at a stop sign.

Article 80

Give-way road markings mean that drivers must give way to vehicles crossing in front of them.

Article 81

Bus lanes marked with the word 'BUS' may be used only by drivers of scheduled buses, coaches or trams. Bus lanes marked with the word 'LIJNBUS' may be used only by drivers of scheduled buses or trams.





Photo: Library / ESW

Signals by authorised persons



6.1 Obligations on the part of road users

Article 82

1. Road users are required to follow instructions given verbally or by means of gesture by:
 - a. authorised officials who are identifiable as such,
 - b. the military personnel of the Royal Military Police (Koninklijke Marechaussee), insofar as they do not belong to the officials referred to in subsection a.,
 - c. authorised traffic directors who are identifiable as such, and
 - d. people performing tasks as part of the practical lessons or exams for a traffic controller training course, or a course for traffic controllers, are considered as such only during these lessons or exams. This is as long as they wear the clothing required by ministerial regulations for traffic controllers.
2. The instructions set out in the [Appendix](#) will be used as much as possible to give instructions by means of gestures.
3. Drivers must also follow the instruction indicated in the [Appendix](#), section 8, to stop, given by authorised traffic officers identifiable as such.
4. Road users must also stop if the accompanying official of a railway vehicle shows them a stop signal according to model [F10](#) in [Chapter 1](#), a red flag or a red light.

Article 82a

Road users are also required to obey the instructions given by means of the illuminated transparencies on passenger cars, commercial vehicles and motorcycles used by the services indicated in [article 41a, part 1, section 1, under 1 and 4](#), and on the commercial vehicles of transport assistance providers.

Article 83

Road users are also required to stop if a stop signal is displayed to them consisting of a red light or an illuminated transparency fitted to a police vehicle or vehicle of road inspectors in the service of the Directorate General for Public Works and Water Management, in which the words 'stop' or 'stop police' are illuminated in red letters on a dark background.

6.2 Precedence of instructions over traffic signs and regulations

Article 84

Instructions always take precedence over traffic signs and traffic regulations.



Special Regulations for Disabled Drivers

7.1 Exemptions for disabled drivers

Article 85

1. Drivers of motor vehicles with more than two wheels displaying a valid and clearly legible disabled driver's parking badge are exempted from the restrictions governing parking in a parking disk zone ([Article 25](#)). Similarly, disabled drivers wishing to park for up to three hours are exempted from the ban on parking on a single unbroken yellow line and where parking is forbidden by the sign E1, and also from the parking restrictions on recreation areas ([Article 46](#)). In this latter case, they must clearly display in their vehicles a parking disk showing the time at which they commenced parking.
2. Drivers of invalid carriages are exempted from the restrictions governing parking in a parking disk zone ([Article 25](#)). Similarly, if they wish to park for up to three hours they are exempted from the ban on parking on a single unbroken yellow line and where parking is forbidden by the sign E1. In this latter case, they must clearly display in their vehicles a parking disk showing the time at which they commenced parking.
3. The first and second rules only apply when the parking is directly related to transporting a disabled person.
4. If parking isn't allowed for more than three hours, the vehicle must have a visible parking disc showing when parking started, according to ministerial regulations.

7.2 Disabled parking badges issued outside the Netherlands

Article 86

Parking badges for the disabled issued by the competent authorities outside the Netherlands are considered to be the equivalent to a disabled parking badge issued in the Netherlands, in as far as they are designated as such by the Regulations governing disabled parking badges.

7a Temporary restrictions to speed limits as a result of an interruption to fuel supplies

Article 86a

1. If there's a serious problem with the supply of oil, the Minister can make a rule that, on highways, vehicles can't go faster than 90 kilometres per hour, even if the usual speed limit is higher.
2. This rule doesn't apply to trucks, vehicles with trailers, or buses that are not T100 buses.
3. The Minister will make this rule in consultation with the Ministers of Justice and Economic Affairs.
4. This rule will no longer be in effect after the first day of the fifth calendar month from when it starts.

Article 86b

Drivers of vehicles other than lorries, buses or motor vehicles towing trailers are not permitted to exceed the maximum speed limits imposed by virtue of Article 86a above.



7b Environmental zones

Article 86c

For the purposes of this chapter and [Chapter 1](#), the following definitions apply:

- **Commercial vehicle:** A commercial vehicle, according to Article 1.1 of the Vehicle Regulations, with a maximum mass of 3,500 kg.
- **Emission Class:** The category that shows a vehicle's emissions of greenhouse gases, pollutants, and particles, as outlined in the Vehicle Registration Regulations.
- **Fairground and Circus Truck:** A truck used for fairs and circuses, listed in Article 1.1 of the Vehicle Regulations and in the vehicle registration register as a fairground and circus vehicle.
- **Zero-Emission Vehicle:** A vehicle that doesn't produce exhaust emissions of greenhouse gases, pollutants, and particles (classified as emission class Z).
- **Semi-Trailer Tractor:** A semi-trailer tractor, according to Article 1.1 of the Vehicle Regulations, with vehicle classification N2 or N3.
- **Moving Van:** A truck used by a moving company for transporting household items.
- **Wheelchair-Accessible Vehicle:** A vehicle listed in the vehicle registration register as a special-purpose wheelchair-accessible vehicle (code SH) or with special codes 145, 146, 147, or 149.
- **Truck for Exceptional Transport:** A truck used for exceptional transport, as defined in Article 1(c) of the Exceptional Transport Exemption Decree.

Article 86d

1. If there's a [sign C22a](#) saying an area is closed for environmental reasons, it affects cars, trucks, or buses with diesel engines, whether they're for passengers or commercial use.
2. Until January 1, 2022, the sub-signs C22a1, C22a2, C22a4, C22a6, or C22a8 included in Chapter 1 are placed under [traffic sign C22a](#).
3. From January 1, 2022, to January 1, 2025, the sub-signs C22a1, C22a2, C22a5, C22a7, or C22a9 included in Chapter 1 are placed under [traffic sign C22a](#).
4. Starting from January 1, 2025, the sub-signs C22a2, C22a3, C22a5, C22a7, or C22a9 included in Chapter 1 are placed under [traffic sign C22a](#).
5. This rule doesn't apply to
 - a. Camping trailers if there's a closure due to an environmental zone where the vehicle's license plate owner lives.
 - b. Vehicles that are 40 years old or more.
 - c. Vehicles designed for wheelchair accessibility.
 - d. Trucks with certain body codes or special designations, and they must be 12 years old or newer.
6. An exception to [Article 87](#), related to the [traffic sign C22a](#), will be given by the authorities for:
 - a. Vehicles for disabled people that cost €500 or more to adapt.
 - b. Trucks used for fairs and circuses, exceptional transport, moving vans, and trucks with a crane lifting 35 tonne meters or more, and they must be 12 years old or newer.



Article 86e

1. The closure declaration pursuant to [traffic sign C22c](#) of [Chapter 1](#) due to a zero-emission zone applies to commercial vehicles and trucks with effect from 1 January 2025, with the exception of zero-emission vehicles.
2. Undersign C22c1 is placed under [traffic sign C22c](#).
3. Until December 31, 2026, the first paragraph does not apply to commercial vehicles with emission class 5.
4. Until December 31, 2027, the first paragraph does not apply to commercial vehicles with at least emission class 6.
5. Until December 31, 2029, the first paragraph does not apply to:
 - a. the vehicles referred to in [Article 86d](#), fifth paragraph, parts b to d;
 - b. semi-trailer tractors with emission class 6 with a date of first admission from January 1, 2017;
 - c. lorries with emission class 6 insofar as they do not fall under part b and with a date of first admission from 1 January 2020.
6. An exemption as referred to in Article 87, insofar as it concerns the [traffic sign C22c](#), will in any case be granted by the competent authority for the following vehicles:
 - a. vehicles of disabled people, which have been adapted for €500 or more;
 - b. fairground and circus trucks, trucks for exceptional transport, moving vans and trucks with a loading crane with a lifting capacity of 35 tonne meters or more, and with a date of first admission of twelve years or younger
7. The third, fourth and fifth paragraphs, parts b and c, do not apply to commercial vehicles and trucks registered after December 31, 2024.

Article 87

By the competent authority, exemptions can be granted from articles 3, first paragraph, 4, article 5, first, second, and eighth paragraphs, 6, first, second, and third paragraphs, 8, 10, 23, first paragraph, 24, 25, 26, 42, 43, 46, 53, 61b, as well as article 62 insofar as it concerns traffic signs C1, C2, C4, C6 to C21, C22a, C22c, D2, D4 to D7, E1 to E3, F7, and the traffic signs mentioned in articles 73, 76, 77, 78, and 81.

Article 88

1. If someone needs to be exempted from using seat belts or child restraint systems due to medical reasons under Article 149(2), they may need a doctor's written statement.
2. The exemption is valid for a maximum of twenty years.
3. The symbol specified in Article 5 of Directive No 91/671/EEC indicates compliance with the mandatory use of seat belts in vehicles under 3,5 tonnes.
4. Any changes to Directive No 91/671/EEC will apply from the day the amendment directive should have been implemented, as stated in the third paragraph.
5. The applicant will be responsible for the costs associated with processing the exemption application for seat belts and child restraint systems.

Article 91

Drivers of a priority vehicle may deviate from the provisions of this Decree to the extent that the performance of their duties requires this.

Article 92

1. Violation of Articles 3 to 12, 14 to 27, 30, first paragraph, 31 to 43, 45, 46, 49 to 61b, 62, with the exception of traffic sign C22 of Chapter 1, 68, sixth paragraph, 74, second paragraph, 82, 82a, 83 and 86b is a punishable offense.
2. If the driver of a motor vehicle, a moped is convicted of an offense as referred to in the first paragraph, he may be denied the right to drive motor vehicles, mopeds and light-mopeds for a maximum of two years.

Article 96

In the past the the Regulations on Traffic Rules and Traffic Signs, this article describes the new coding of traffic signs. And traffic sign that are no longer valid. This coding has not been included in this translate. [Chapter 1](#) list the current traffic signs.

Article 96a

Traffic signs that were placed before the entry into force of the Decision of October 20, 2022, amending the Road Traffic Rules and Signs 1990 and the Decision on Administrative Provisions Regarding Road Traffic in connection with various adjustments (maintenance amendment Road Traffic Rules and Signs 1990) (Stb.2022,413), which do not comply with this Regulation, comply with the Road Traffic Rules and Signs 1990 as it read on the day before the entry into force of this amendment.

Article 97

Directional signs, placed before November 1, 1991, remain valid until they are replaced by signs established in Overview Traffic signs.

Article 120

The articles of this decision shall come into force at a time to be determined by royal decree, which may vary for different articles or parts thereof.

Article 121

This decision may be referred to as the 'Road Traffic Rules and Signs 1990' or as 'RVV 1990'.



Appendix



General stop signals



Stop signal for traffic approaching from the front



Stop signal for traffic approaching from behind



Stop signal for traffic approaching from both front and behind



Stop signal for traffic approaching from the right



Stop signal for traffic in free-moving lanes. Traffic in other lanes to proceed with caution. Clear the junction



Signal to reduce speed



Stop signal given by a traffic warden using sign F10

This is an official publication
of the Netherlands

Ministry of Infrastructure and the Environment

Postbus 20901
2500 EX Den Haag

More information:
www.government.nl/contact